



RADIANT HEIGHTS ACADEMY

From Radiant Minds to Great Heights

0416-573-529 | 0412-838-455 | Radiantheightsacademy@gmail.com

Student Name: _____

WEEKLY LEARNING BOOKLET

Level 5-6 Term 2 Week 3

THIS WEEK'S FOCUS

- ✓ Expanding Sentences
- ✓ Identifying Grammatical Errors & Fixing Mistakes
- ✓ Reading Comprehension

MASTER WORD BANK

SENTENCE EXPANSION TOOLKIT

ADVANCED YEAR 4



SIGHT

(What can you see?)



BRIGHT / LIGHT

glowing, sparkling, shimmering, dazzling, radiant, vibrant, vivid, luminous, glittering, twinkling



DARK / ATMOSPHERE

gloomy, shadowy, dim, foggy, misty, hazy, blurry, eerie, mysterious, spooky



SIZE / SHAPE

towering, gigantic, massive, enormous, huge, tiny, miniature, tall, short, wide, narrow, round, long, thick, thin



VIEW / SCENE

endless, vast, crowded, busy, deserted, empty, peaceful, chaotic, beautiful, spectacular



APPEARANCE / DETAIL

flickering, flashing, glowing, blazing, shining, crystal-clear, transparent, glossy, reflective, colourful, dull



HEARING

(What can you hear?)



SOFT SOUNDS

whispering, murmuring, muttering, rustling, swishing, sighing, breathing, tiptoeing



NATURE SOUNDS

chirping, tweeting, buzzing, humming, howling, croaking, splashing, rustling, cawing



LOUD SOUNDS

roaring, thundering, booming, crashing, screeching, shouting, yelling, exploding



NOISY / MAN-MADE

clattering, banging, tapping, knocking, ringing, chiming, beeping, honking, whirring



OTHER

echoing, rumbling, crackling, popping, hissing, fading



TOUCH

(What can you feel?)



TEXTURE

rough, coarse, scratchy, bumpy, smooth, sleek, silky, glossy, soft, fluffy, spongy, velvety



TEMPERATURE

icy, freezing, chilly, cool, warm, hot, burning, scorching, boiling, lukewarm



CONDITION

sticky, gooey, slimy, slippery, prickly, sharp, jagged, hard, solid, firm, stiff



MOISTURE

damp, wet, soggy, dry, dusty, sandy, dewy



SMELL

(What can you smell?)



PLEASANT

fragrant, perfumed, floral, sweet-smelling, fresh, clean, crisp, airy, lovely



EARTHY / NATURAL

earthy, woody, grassy, rainy, musky, oaky, piney, herbal



STRONG / UNPLEASANT

smoky, burnt, charred, stale, musty, damp, rotten, foul, disgusting



FOOD RELATED

spicy, zesty, tangy, rich, strong, overpowering, buttery, cheesy, savoury



TASTE

(What can you taste?)



SWEET

sweet, sugary, honeyed, chocolatey, creamy, syrupy, fruity



SOUR

sour, tangy, zesty, citrusy, sharp, vinegary



SALTY / SAVOURY

salty, savoury, cheesy, meaty, herby, umami, smoky



SPICY

spicy, fiery, hot, peppery, zingy, fiery



OTHER

bitter, bland, rich, juicy, refreshing, delicious



COLOURS



REDS / PINKS

crimson red, scarlet, ruby red, burgundy, cherry red, rose pink, hot pink, magenta, blush pink



BLUES

navy blue, royal blue, ocean blue, sky blue, turquoise, teal, aqua, icy blue



GREENS

emerald green, forest green, lime green, olive green, moss green, sage green



YELLOWS / ORANGES

golden yellow, lemon yellow, mustard yellow, sunset orange, burnt orange, amber, tangerine



PURPLES

lavender, violet, deep plum, royal purple, lilac, grape purple



NEUTRALS

jet black, charcoal, midnight black, pearl white, ivory, snowy white, cream, silver, grey



CONJUNCTIONS

(Join ideas smoothly)

- and
- but
- so
- because
- although
- even though
- though
- while
- since
- as
- when
- whenever
- before
- after
- as soon as
- if
- unless
- until
- therefore
- however



ADVERBS

(Describe how, when, where)

- quickly
- slowly
- carefully
- carelessly
- quietly
- loudly
- silently
- happily
- sadly
- angrily
- excitedly
- nervously
- bravely
- confidently
- eagerly
- impatiently
- suddenly
- instantly
- immediately
- gently
- softly
- lightly
- wildly
- fiercely
- powerfully
- gracefully
- smoothly
- often
- rarely
- always
- never



POWER VERBS

(Stronger action words!)

- RUN** → sprinted, dashed, raced, bolted
- WALK** → strolled, wandered, marched, crept
- SAY** → whispered, shouted, exclaimed, muttered
- LOOK** → glanced, stared, gazed, peered, admired
- EAT** → devoured, nibbled, munched, gulped
- GO** → travelled, rushed, wandered, dashed
- SEE** → noticed, spotted, observed, glimpsed
- GET** → obtained, grabbed, retrieved, collected
- MAKE** → created, built, crafted, produced



HOW TO USE THIS WORD BANK

1. Choose interesting words from the word bank. 
2. Include sensory details to paint a picture. 
3. Use conjunctions to join your ideas. 
4. Add adverbs to show how things happen. 
5. Use powerful verbs to make your writing strong! 

★ GOOD WRITING SHOWS. GREAT WRITING MAKES READERS FEEL!





5 SENSES WORD BANK

Use these words to expand your sentences!

Add detail. Paint a picture. Make your writing shine!

SIGHT



What can you see?

BRIGHT / LIGHT

glowing, sparkling, shimmering, dazzling, radiant, vibrant, vivid, luminous, glittering, twinkling

DARK / ATMOSPHERE

gloomy, shadowy, dim, foggy, misty, hazy, blurry, eerie, mysterious, spooky

SIZE / SHAPE

towering, gigantic, massive, enormous, huge, tiny, miniature, tall, short, wide, narrow, round, long, thick, thin

VIEW / SCENE

endless, vast, crowded, busy, deserted, empty, peaceful, chaotic, beautiful, spectacular

APPEARANCE / DETAIL

flickering, flashing, glowing, blazing, shining, crystal-clear, transparent, glossy, reflective, colourful, dull



HEARING



What can you hear?

SOFT SOUNDS

whispering, murmuring, muttering, rustling, swishing, sighing, breathing, tiptoeing

NATURAL SOUNDS

chirping, tweeting, buzzing, humming, howling, croaking, splashing, rustling, cawing

LOUD SOUNDS


roaring, thundering, booming, crashing, screeching, shouting, yelling, exploding

NOISY / MAN-MADE

clattering, banging, tapping, knocking, ringing, chiming, beeping, honking, whirring

OTHER

echoing, rumbling, crackling, popping, hissing, fading



TOUCH



What can you feel?

TEXTURE

rough, coarse, scratchy, bumpy, smooth, sleek, silky, glossy, soft, fluffy, spongy, velvety

TEMPERATURE

icy, freezing, chilly, cool, warm, hot, burning, scorching, boiling, lukewarm



CONDITION

sticky, gooey, slimy, slippery, prickly, sharp, jagged, hard, solid, firm, stiff

MOISTURE

damp, wet, soggy, dry, dusty, sandy, dewy



SMELL



What can you smell?

PLEASANT

fragrant, perfumed, floral, sweet-smelling, fresh, clean, crisp, airy, lovely



EARTHY / NATURAL

earthy, woody, grassy, rainy, musky, oaky, piney, herbal



STRONG / UNPLEASANT

smoky, burnt, charred, stale, musty, damp, rotten, foul, disgusting



FOOD RELATED

spicy, zesty, tangy, rich, strong, overpowering, buttery, cheesy, savoury



TASTE



What can you taste?

SWEET

sweet, sugary, honeyed, chocolaty, creamy, syrupy, fruity



SOUR

sour, tangy, zesty, citrusy, sharp, vinegary



SALTY / SAVOURY

salty, savoury, cheesy, meaty, herby, umami, smoky



SPICY

spicy, fiery, hot, peppery, zesty, fiery



OTHER

bitter, bland, rich, juicy, refreshing, delicious



★ The more details you add, the more exciting your writing becomes! ★

SHOW, DON'T TELL!

Make your writing come alive!

WHAT DOES IT MEAN?

TELLING = You say how someone feels.

SHOWING = You describe actions, reactions, and details so the reader can figure it out.

★ Instead of telling the reader, you help them imagine it!

SIMPLE EXAMPLE

TELLING

The boy was scared.



SHOWING

The boy's hands shook, and he slowly stepped back as his heart raced.



WHY IS IT IMPORTANT?



Makes writing more interesting



Helps the reader visualise the scene



Creates stronger emotions



Makes your writing feel like a story, not a report

HOW TO SHOW INSTEAD OF TELL

1 USE ACTIONS

What is the character doing?



TELLING:

She was nervous.

SHOWING:

She kept biting her nails and looking around the room.

2 USE BODY LANGUAGE

What does their body do?



TELLING:

He was angry.

SHOWING:

His fists clenched and his face turned red.

3 USE THE 5 SENSES

What can we see, hear, feel, smell, taste?



TELLING:

The park was nice.

SHOWING:

The bright green grass swayed gently as birds chirped loudly in the warm sun.

4 USE STRONG VERBS

Avoid boring verbs like went, said, looked.



TELLING:

He went to the door.

SHOWING:

He crept towards the door.

5 ADD SMALL DETAILS

Zoom into the moment.



TELLING:

She was happy.

SHOWING:

She smiled brightly and jumped up and down with excitement.

COMMON "TELLING" WORDS TO IMPROVE

Try to avoid these on their own:



happy



sad



scared



angry



excited

→ Instead: show it through actions + description!

QUICK PRACTICE

Turn these into "show" sentences!



The girl was tired. _____



The boy was excited. _____



The dog was angry. _____

HELPFUL TIP

A strong sentence includes:



ACTION +



FEELING +



DETAIL

→ If the reader can picture it like a movie, you're doing it right!



Page 1 – BASIC

Instructions: Read each simple paragraph. Expand it by adding adjectives, adverbs, and joining ideas using conjunctions (and, but, so, because, when). Make it more interesting!

The Dog and the Ball

The dog saw a ball.
He ran across the road.
He picked up the ball.
He looked back at his owner.
The dog smiled.



The Boy in the Park

The boy went to the park.
He saw a swing.
He ran to it.
He started to swing high.
He laughed happily.

 **The Cat and the Garden**

The cat walked into the garden.
It saw a butterfly.
It chased the butterfly.
It jumped into the air.
The cat landed softly.

 **The Car Ride**

The family got into the car.
They started the engine.
They drove down the road.
They looked out the window.
They arrived at the beach.




 **The School Morning**

The students arrived at school.
They lined up outside.
The bell rang.
They walked into class.
They started learning.

 **The Rainy Day**

Dark clouds appeared in the sky.
It started to rain.
People opened their umbrellas.
Puddles formed on the ground.
Children splashed in them.



 **The Football Match**

The players entered the field.
The referee blew the whistle.
The game began quickly.
The crowd cheered loudly.
A goal was scored.

 **The Bird in the Sky**

The bird left its nest.
It flapped its wings.
It flew over the trees.
It circled above the river.
It landed on a branch.



 **The Camping Trip**

The family arrived at the campsite.
They set up the tent.
They lit a small fire.
They cooked dinner.
They told stories at night.

 **The Busy Shop**

The shop opened in the morning.
Customers entered quickly.
Shelves were filled with items.
People chose what to buy.
The cashier served everyone.




 **The Volcano Eruption**

The ground began to shake.
Smoke rose from the mountain.
Lava started to flow.
People ran away quickly.
Scientists observed carefully.

 **The Space Mission**

The rocket stood on the launch pad.
Engines roared loudly.
The countdown began.
The rocket lifted into the sky.
Astronauts entered space.



 **The Island Discovery**

The explorers arrived on the island.
They stepped onto the sand.
They looked around carefully.
They discovered strange plants.
They recorded their findings.

 **The Mysterious Castle**

The castle stood on a hill.
Wind blew through the towers.
The door creaked open.
Shadows moved inside.
The explorers entered slowly.






Punctuation Detective Test (Year 5–6)

Page 1 – Capital Letters, Full Stops & Commas ●

Instructions: Read each paragraph carefully. The punctuation has been removed. Add **capital letters**, **full stops** (.), and **commas** (,) where needed.

The Rainforest Excursion

last monday our science class visited the rainforest we travelled by bus for over an hour and everyone was very excited when we arrived we walked along muddy paths and listened carefully to the guide who explained many interesting facts about the environment



A Day at the Coast

on friday morning we went on a coastal field trip the weather was windy but warm we explored rock pools collected samples and observed different sea creatures our teacher reminded us to stay safe near the water at all times

Page 2 – Question Marks, Exclamation Marks & Sentence Clarity

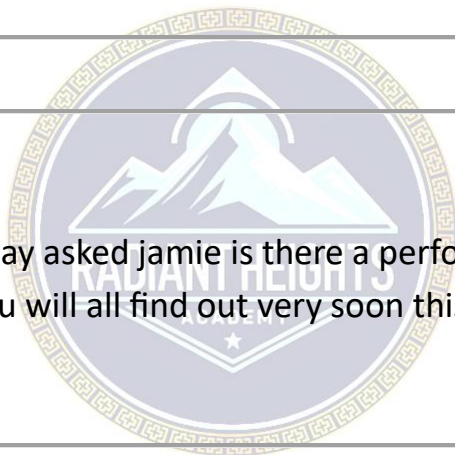
Instructions: Add **question marks (?)**, **exclamation marks (!)**, **capital letters**, and correct punctuation where needed.

Sports Day Drama

can you believe how close that race was shouted alex i think she broke the record did she really win asked mia the crowd went wild as the runners crossed the finish line it was absolutely unbelievable

The Big Surprise

what is going on in the hall today asked jamie is there a performance or an announcement the teacher smiled and said you will all find out very soon this is going to be the best surprise ever



Page 3 – Speech Marks & Complex Sentences

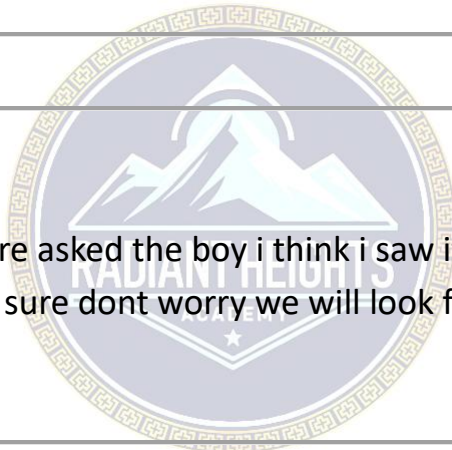
Instructions: Add quotation marks (" "), correct punctuation, commas, and capital letters where needed.

The Science Presentation

we have finished our experiment said lucy and we found some very interesting results what did you discover asked the teacher leaning forward carefully we noticed that the liquid changed colour when mixed with vinegar replied lucy

The Missing Pet

have you seen my dog anywhere asked the boy i think i saw it running near the park said his friend but i am not completely sure dont worry we will look for it together said the teacher calmly





Imagine walking into your backyard at night and suddenly seeing a small, furry creature with distinct black and white stripes. You've just met a striped skunk! These animals are quite small, about the same size as a house cat, and they have a fluffy tail, short legs, and a small head. The two bold stripes running down their back, which merge into a single stripe on their tail, make them easy to identify.

Now that you know what a striped skunk looks like, let's figure out where they live. Striped skunks can be found throughout North America, from Canada all the way down to Mexico. They make their homes in a variety of habitats, including forests, grasslands, and even in urban areas. These creatures are nocturnal, which means they're most active at night, and they like to sleep in burrows during the day.

Having learnt where striped skunks hang out, let's delve into their eating habits. They are omnivores, which means they eat both plants and small animals. Their diet includes insects, small rodents, berries, nuts, and even garbage when they live near people. To find their food, skunks have sharp claws to dig in the soil and a keen sense of smell and hearing.

So, we know what they look like, where they live, and what they eat, but how do striped skunks interact with other animals and humans? Well, skunks generally avoid other animals, but they can defend themselves with a unique and smelly spray if they feel threatened. This spray is so strong that it can deter predators like bears and wolves! As for humans, skunks are usually harmless unless they feel scared or cornered, so it's best to admire these interesting creatures from a distance.





Solve each problem.

Use the article to answer the question.

- 1) Where do the two bold stripes on a striped skunk merge?
A. On their tail B. On their back C. On their belly D. On their legs
- 2) Who are the natural predators of striped skunks?
A. None, they have no natural predators
B. Bears and wolves
C. Cats and dogs D. Birds of prey
- 3) What are three habitats where you can find striped skunks?
A. Tundra, rainforests, and prairies B. Deserts, mountains, and swamps
C. Oceans, lakes, and rivers D. Forests, grasslands, and urban areas
- 4) What does the skunk do when it feels threatened?
A. It can defend itself with a unique and smelly spray
B. It hides in its burrow
C. It plays dead D. It runs away as fast as it can
- 5) What do striped skunks eat?
A. Only garbage B. Only small animals
C. Plants and small animals D. Only plants
- 6) How many stripes do striped skunks typically have on their back?
A. Three B. One C. Two D. Four
- 7) When are striped skunks most active?
A. In the afternoon B. In the morning
C. During the day D. At night
- 8) What is the size of a striped skunk?
A. About the size of a large dog B. About the same size as a house cat
C. About the size of a mouse D. About the size of a lion
- 9) What type of dwelling do striped skunks sleep in during the day?
A. In trees B. In caves C. In burrows D. In nests made of leaves
- 10) Where can you find striped skunks?
A. Only in Mexico B. From Canada to Mexico
C. Only in Canada D. Only in the United States

Determine if the statements is something the animal would say (W) or it it is not something the animal would say (N).

- 11) "We skunks usually avoid humans but if we feel scared or cornered, we might spray. So, it's best to admire us from a distance."
- 12) "We are active mostly at night and like to sleep in burrows during the day. That's because we are nocturnal creatures."



- 13) "We striped skunks are omnivores. We eat plants and small animals like insects, small rodents, berries, nuts and sometimes garbage!"
- 14) "We skunks don't have stripes. Instead, we have spots all over our body."
- 15) "You can find us striped skunks in a variety of habitats like forests, grasslands, and even in cities."
- 16) "Actually, our sense of sight is the keenest. We usually find our food by seeing it rather than digging it or smelling it out."
- 17) "If we feel threatened, we can spray a smelly defensive spray that can deter even big predators!"
- 18) "I only dine on the finest leaves and grass. I don't touch insects, yuck!"
- 19) "We striped skunks are expert climbers and we spend most of our time in trees."
- 20) "Even though we can live anywhere, we don't really like grasslands."

Determine if the statement is a fact or opinion based on the information in the article.

- 21) Striped skunks will dig in the soil to find their food.
- 22) I believe striped skunks' black and white fur is prettier than any other animal's fur.
- 23) Striped skunks consume both plants and small animals.
- 24) The sound that skunks make when they are angry is really scary.
- 25) Striped skunks can be found in Canada, the United States, and Mexico.
- 26) The best thing about striped skunks is their ability to adapt to different environments.
- 27) Striped skunks can spray a strong, smelly liquid to defend themselves when they feel threatened.
- 28) Striped skunks are most active at night and sleep in burrows during the day.
- 29) Skunks have the worst smell among all animals.
- 30) It is quite interesting that skunks are active at night and sleep during the day.

Determine if the statement is true or false.

- 31) Skunks eat both plants and small animals.
- 32) Striped skunks have a single stripe that runs from its head to its tail.
- 33) Skunks may live in forests and grasslands.
- 34) Skunks are herbivores.
- 35) Skunks are most active at night.
- 36) Skunks only live in Canada and Mexico.
- 37) Skunks can use echolocation to find their way in the dark.
- 38) Skunks only come out during the day.
- 39) Skunks have a smelly spray to defend themselves.
- 40) Skunks sleep in burrows during the day.

Determine if the sentence is a declarative(d), exclamatory(e), interrogative(i) or imperative(m).

- 41) Striped skunks are nocturnal creatures, meaning they are active at night.
- 42) Do striped skunks make good pets?
- 43) Striped skunks use their spray as a defense mechanism.
- 44) Striped skunks have black fur with white stripes down their backs.
- 45) Why do striped skunks spray a stinky odor?
- 46) Are striped skunks friendly?



Write each word 4 times (twice lowercase, twice UPPERCASE).

aunt
sister
family
married
loyalty

uncle
brother
member
wedding
divorce

cousin
friend
relative
children
anniversary

parent
neighbor
daughter
husband
relationship

1) loyalty

2) family

3) member

4) friend

5) divorce

6) brother

7) aunt

8) daughter

9) uncle

10) cousin



Writing Four Times

Name: _____

11) wedding

12) anniversary

13) neighbor

14) husband

15) children

16) relative

17) sister

18) relationship

19) married

20) parent
