



RADIANT HEIGHTS ACADEMY

From Radiant Minds to Great Heights

0416-573-529 | 0412-838-455 | Radiantheightsacademy@gmail.com

Student Name: _____

ENGLISH BOOKLET

Level 3-4 Term 2 Week 8

THIS WEEK'S FOCUS

- ✓ Falling Action & Conclusion
- ✓ Grammar Editing Practice
- ✓ Spelling Practice



INTRODUCTION & PROBLEM



The beginning that hooks your reader!

WHAT IS AN INTRODUCTION?

The introduction (also called a **Sizzling Start**) is the beginning of your story.

It grabs the reader's attention and helps them picture the world of your story.

A STRONG INTRODUCTION INCLUDES:



CHARACTERS

Introduce the main characters naturally.



SETTING

Describe where and when the story takes place.



USE THE FIVE SENSES

See, hear, smell, touch, taste. Help the reader imagine the scene!



SHOW, DON'T TELL

Show what's happening through action, dialogue and details.



MAKE IT INTERESTING

Ask a question, start with action, use strong words and create curiosity!

WHAT IS THE PROBLEM?

The problem is the event that changes everything.

It interrupts the character's normal life and creates a challenge, mystery or danger that must be solved.

A STRONG PROBLEM:



Appears suddenly or unexpectedly.



Creates questions in the reader's mind.



Makes the reader want to know what happens next.



Gives the characters a challenge to overcome.



Leads naturally into the rising action.

AVOID:



Starting the problem too quickly.



Making the problem boring or too easy.



Solving the problem immediately.



Introducing random events that don't connect.

EXAMPLE

INTRODUCTION (SIZZLING START)



The soft blue glow of the television bounced off the walls of Ben's living room. Outside, the cold wind rattled the windows while rain drummed steadily against the roof.

Ben and his best friend Jack sat cross-legged on the carpet, completely focused on their video game. Laughter and cheers erupted every few seconds.

PROBLEM



Suddenly, Jack paused the game.

"Ben... do you see that?" he whispered.

Outside the window, a faint blue and green light flickered in the darkness.

The boys slowly stood and pressed their faces against the glass.

The strange glow grew brighter and brighter.

Then, without warning, the sky began to swirl...

INTRODUCTION



QUICK CHECKLIST

PROBLEM



- Have I introduced the main characters?
- Have I described the setting using the five senses?
- Have I used show, don't tell?
- Does my opening make the reader curious to keep reading?

- Does something unusual or unexpected happen?
- Does the problem create questions?
- Does it make the reader want to read on?
- Does it lead into the rising action?
- Is the challenge clear?



★ A great start + a strong problem = an unforgettable story! ♥

CREATIVE WRITING NOTES

RISING ACTION & CLIMAX

The middle and most exciting parts of a great story!



RISING ACTION

The problem gets worse and suspense builds.



- ✓ The character faces danger or challenges.
- ✓ The reader starts wondering what will happen next.



CLIMAX

The most exciting part of the story where the character takes action.

- ✓ The biggest problem happens.
- ✓ The problem is faced or solved.



TIPS FOR A-GRADE WRITING

1. USE STRONG VERBS

Instead of:


went ran said

Try:

sprinted crashed shouted trembled

2. SHOW EMOTIONS

✗ "He was scared."

✓ "His hands shook as his heart pounded." 

3. BUILD SUSPENSE

- Make the danger slowly grow bigger.
- Keep the reader excited.
- Do not solve the problem too quickly!



A-GRADE EXAMPLE



Story Prompt: Luca explored the abandoned train station during a storm when he suddenly heard loud footsteps echoing through the tunnel.



RISING ACTION

Luca **froze** as the footsteps grew **louder and louder**. Rain **hammered** against the broken roof while icy wind **rushed** through the dark tunnel. His flashlight **flickered** wildly as shadows **danced** across the walls. Suddenly, a tall figure **appeared** at the end of the station and began **moving** towards him.



CLIMAX

Panicking, Luca **sprinted** down the slippery platform as the mysterious figure **chased** after him. His heart **pounded** violently while thunder **crashed** overhead. Just before the figure could grab him, Luca **spotted** an open maintenance door and **dove** inside, **slamming** it shut behind him with a loud bang.



COMMON MISTAKES TO AVOID



Solving the problem too quickly



Repeating the same idea



Forgetting to build suspense



Using weak words too often



Making the climax boring or too short

FALLING ACTION & CONCLUSION

The final parts of a great story!

WHAT IS THE FALLING ACTION?

The falling action happens **after** the climax. The biggest problem has already happened, and now the story begins to slow down.

A STRONG FALLING ACTION:

- ✓ Explains what happens after the climax.
- ✓ Answers the important questions created in the problem, rising action, and climax.
- ✓ Shows the consequences of the character's actions.
- ✓ Gives clear explanations instead of rushing to the ending.
- ✓ Helps the reader understand how the character escaped, solved the problem, or succeeded.

AVOID:

- ✗ Suddenly ending the story.
- ✗ Leaving important questions unanswered.
- ✗ Writing only one or two sentences before jumping to the conclusion.
- ✗ Saying "To be continued..." unless you are intentionally writing a sequel.

WHAT IS THE CONCLUSION?

The conclusion is the final part of the story. It wraps everything up and leaves the reader feeling satisfied.

A STRONG CONCLUSION:

- ✓ Shows that the problem has been solved.
- ✓ Explains how the character feels after the adventure.
- ✓ Shows what the character learned.
- ✓ Gives a satisfying ending.
- ✓ Leaves the reader feeling happy, surprised, emotional, or inspired.

AVOID:

- ✗ Introducing a brand-new problem.
- ✗ Rushing the ending.
- ✗ Ending with "and then I woke up."
- ✗ Leaving the story unfinished.

EXAMPLE

CLIMAX

Maya grabbed the glowing crystal and sprinted towards the cave entrance. Huge rocks crashed down around her as the cave began collapsing. With one final leap, she escaped just before the entrance sealed shut behind her.



FALLING ACTION

Breathing heavily, Maya stared at the crystal in her hands. To her surprise, it began glowing softly and projected a map into the air. Following the map, she carefully made her way through the forest. Along the way, she discovered that the crystal had been guiding explorers safely home for hundreds of years. After several hours, Maya finally spotted the lights of the campsite in the distance. Her teachers and friends rushed over, relieved to see that she was safe.



CONCLUSION

That night, Maya told everyone about her incredible adventure. Although she was exhausted, she felt proud of herself for staying brave when things became difficult. She realised that courage is not about being fearless—it is about continuing even when you are scared. As she looked up at the stars, Maya smiled, knowing she would never forget the adventure that had changed her forever.



QUICK CHECKLIST

FALLING ACTION





- Have I answered the important questions?
- Have I explained what happened after the climax?
- Have I slowed the story down and added detail?
- Does everything make sense?

CONCLUSION

- Is the problem fully solved?
- Have I shown the character's feelings?
- Have I shown what the character learned?
- Does the story end in a satisfying way?

★ A great ending stays with your reader long after the last page! ♥

🌟 Adventure Story Writing Task 🌟

 **Introduction:** It was the first day of the school camping trip when Maya noticed something strange in the forest. Hidden behind an old tree was a glowing wooden box covered in mysterious symbols. Curious, she carefully opened it.  **Problem:** As soon as the box opened, a tiny map floated into the air before disappearing deep into the woods. Suddenly, the sky darkened and the wind began to howl. A huge tree branch crashed down behind Maya, blocking the path back to camp.  **Rising Action:** Determined to find her way home, Maya followed the mysterious map through the forest. Along the way, she crossed a rushing stream, escaped a swarm of angry insects, and climbed a steep rocky hill. The deeper she travelled, the more dangerous the journey became.  **Climax:** At the top of the hill, Maya discovered an ancient stone doorway hidden beneath thick vines. Inside was a glowing crystal resting on a pedestal. The moment she touched it, the cave began to collapse! Rocks tumbled from the ceiling as Maya grabbed the crystal and raced towards the exit, narrowly escaping before the cave sealed shut behind her.

Your Task

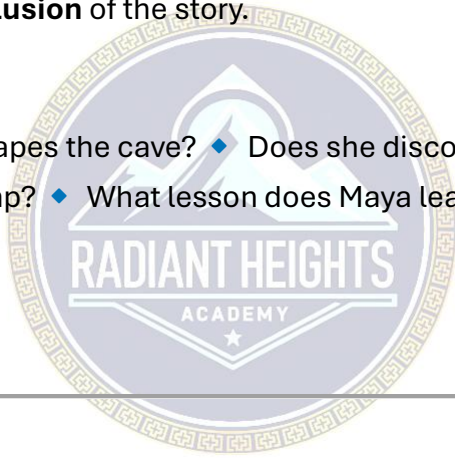
Write the **falling action** and **conclusion** of the story.

Think about:

- ◆ What happens after Maya escapes the cave? ◆ Does she discover the crystal's secret?
- ◆ How does she get back to camp? ◆ What lesson does Maya learn from her adventure?
- ◆ How does the story end?

Falling Action

Conclusion



🌟 Adventure Story Writing Task 🌟

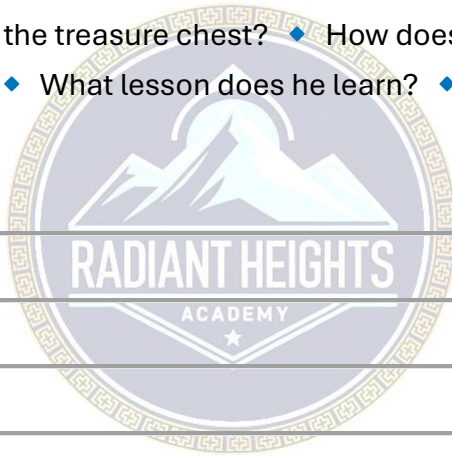
Introduction: During a school excursion to a coastal museum, Liam became fascinated by an old pirate compass displayed inside a glass case. The compass looked ordinary at first, but when he leaned closer, the needle suddenly began spinning wildly. **Problem:** A small piece of paper slipped from behind the display and landed at Liam's feet. Written on it was a message: *"The treasure must be found before sunset."* Before he could show anyone, a gust of wind snatched the note away and carried it towards the cliffs outside. **Rising Action:** Liam chased the note along the rocky coastline, following clues hidden beneath driftwood, inside sea caves, and carved into old stone markers. As dark clouds rolled overhead, the waves grew rougher and the path became more dangerous. **Climax:** The final clue led Liam to a narrow cave that flooded with water every few minutes. Inside, he spotted a small treasure chest perched on a rock. Just as he grabbed it, a huge wave crashed into the cave, forcing him to race for the exit before the tunnel filled with water.

Your Task

Write the **falling action** and **conclusion** of the story.


Think about: ♦ What was inside the treasure chest? ♦ How does Liam escape safely? ♦ Who does he tell about his discovery? ♦ What lesson does he learn? ♦ How does the adventure end?

🌟 Falling Action



Conclusion

✨ Adventure Story Writing Task ✨


 **Introduction:** Ava was helping her grandfather clean out an old railway station when she discovered a dusty pocket watch hidden inside a wooden drawer. The watch looked ancient, and strange symbols were engraved around its edge. ⚠️ **Problem:** The moment Ava opened the watch, its hands began spinning backwards. A secret door suddenly slid open in the station wall, revealing a dark tunnel that had been hidden for decades. 🚂 **Rising Action:** Curious, Ava entered the tunnel and followed a series of mysterious markings painted on the walls. Along the way, she crossed broken bridges, solved puzzling riddles, and avoided loose rocks falling from the ceiling. The tunnel seemed to stretch on forever. ✨ **Climax:** At the end of the tunnel, Ava discovered a forgotten underground train. As she stepped aboard, the train unexpectedly lurched forward and sped into the darkness. With the tunnel shaking around her, Ava had to find a way to stop it before it crashed.

Your Task

Write the **falling action** and **conclusion** of the story.





Think about: ♦ How does Ava stop the train? ♦ What was the purpose of the pocket watch? ♦ What does she discover at the end of the journey? ♦ How does she return home? ♦ How does the story end?

☀️ Falling Action








Conclusion

🌟 Adventure Story Writing Task 🌟

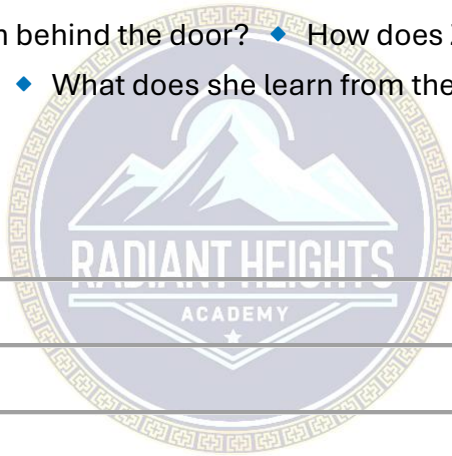
 **Introduction:** While hiking through the mountains on a family holiday, Zara noticed a magnificent golden eagle circling high above the cliffs. Something shiny glimmered from its talons as it soared through the sky.  **Problem:** Moments later, the eagle dropped the object onto a rocky ledge far above the hiking trail. Curious, Zara climbed up to investigate and discovered an old silver key attached to a faded map. Suddenly, a thick fog rolled across the mountains, making it impossible to see the path home.  **Rising Action:** Using the map as her guide, Zara carefully navigated the foggy mountains. She crossed a swaying rope bridge, scrambled over steep rocks, and followed the sound of rushing water through a narrow canyon. Each step brought her closer to the location marked on the map.  **Climax:** The map led Zara to a hidden stone tower perched on the edge of a cliff. At the very top was a locked door. When she inserted the silver key, the tower began trembling violently. Cracks spread across the walls as the entire structure started to collapse around her.

Your Task

Write the **falling action** and **conclusion** of the story.

Think about:  What was hidden behind the door?  How does Zara escape the tower?  Does she make it back through the fog?  What does she learn from the adventure?  How does the story end?

Falling Action



Conclusion



Grammar Fix-Up – Page 1

Capital Letters, Punctuation & Sentence Expansion

 Fix each sentence pair:

Add **capital letters, full stops, commas, quotation marks, question marks, exclamation marks, apostrophes, and any other punctuation needed.**

★ Then join the two sentences using a **conjunction** (e.g. and, but, because, so, while, although) and expand the sentence with more detail!

1. 

on saturday jack and liam played soccer at the park wow that was an amazing goal said liam

2. 

mia visited perth zoo with her class on friday did you see the lion asked her teacher

3. 

sam found a tiny crab near the beach look how small it is he shouted excitedly

4. 

ethan rode his bike to school this morning where is your helmet asked mrs brown





Grammar Fix-Up – Page 2

Capital Letters, Punctuation & Sentence Expansion

 Fix each sentence pair:

Add **capital letters, full stops, commas, quotation marks, question marks, exclamation marks, apostrophes, and any other punctuation needed.**

★ Then join the two sentences using a **conjunction** (e.g. and, but, because, so, while, although) and expand the sentence with more detail!

1. 

on sunday ava climbed a tall tree at kings park be careful up there shouted her dad

2. 

oliver spotted a koala in a eucalyptus tree wow ive never seen one this close he said

3. 

sophia painted a colourful picture in art class can i put it on the wall asked mrs jones

4. 

ben bought an ice cream after school oh no its melting cried ben






Grammar Fix-Up – Page 3

Capital Letters, Punctuation & Sentence Expansion

 **Fix each sentence pair:**

Add **capital letters, full stops, commas, quotation marks, question marks, exclamation marks, apostrophes, and any other punctuation needed.**

 Then join the two sentences using a **conjunction** (e.g. and, but, because, so, while, although) and expand the sentence with more detail!

1. 

liam played basketball during lunch did you see that shot asked cooper excitedly

2. 

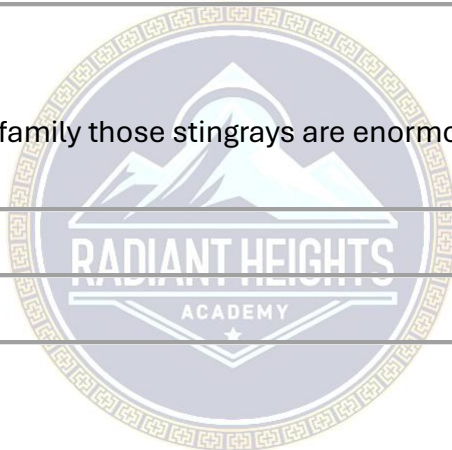
mia visited the aquarium with her family those stingrays are enormous exclaimed dad

3. 

jack travelled on a train to mandurah where do you think were going next asked mum

4. 

emma baked a cake for her grandmas birthday it smells delicious said grandma





Grammar Fix-Up – Page 4

Capital Letters, Punctuation & Sentence Expansion

 **Fix each sentence pair:**

Add **capital letters, full stops, commas, quotation marks, question marks, exclamation marks, apostrophes, and any other punctuation needed.**

★ Then join the two sentences using a **conjunction** (e.g. and, but, because, so, while, although) and expand the sentence with more detail!

1. 

noah built a model rocket for science week i hope it flies high said noah

2. 

scarlett collected shells at cottesloe beach look at this beautiful one she shouted

3. 

charlie took his dog to the park where did the ball go asked charlie

4. 

ruby went to the movies with her cousins wow that was the funniest film ever laughed ruby





Write each word 4 times (twice lowercase, twice UPPERCASE).

chief	field	piece	friend
should	could	through	enough
caught	daughter	daughter	receive
ceiling	neither	believe	achieve
definitely	separate	necessary	embarrass

1) field _____

2) friend _____

3) achieve _____

4) embarrass _____

5) separate _____

6) receive _____

7) neither _____

8) believe _____

9) should _____

10) necessary _____



Writing Four Times

Name: _____

11) daughter

12) through

13) piece

14) ceiling

15) enough

16) definitely

17) caught

18) aughter

19) chief

20) could



Write each word 4 times (twice lowercase, twice UPPERCASE).

chief	field	piece	friend
should	could	through	enough
caught	daughter	aughter	receive
ceiling	neither	believe	achieve
definitely	separate	necessary	embarrass

1) field

_____	_____	_____	_____
-----	-----	-----	-----
_____	_____	_____	_____

2) friend

_____	_____	_____	_____
-----	-----	-----	-----
_____	_____	_____	_____

3) achieve

_____	_____	_____	_____
-----	-----	-----	-----
_____	_____	_____	_____

4) embarrass

_____	_____	_____	_____
-----	-----	-----	-----
_____	_____	_____	_____

5) separate

_____	_____	_____	_____
-----	-----	-----	-----
_____	_____	_____	_____

6) receive

_____	_____	_____	_____
-----	-----	-----	-----
_____	_____	_____	_____

7) neither

_____	_____	_____	_____
-----	-----	-----	-----
_____	_____	_____	_____

8) believe

_____	_____	_____	_____
-----	-----	-----	-----
_____	_____	_____	_____

9) should

_____	_____	_____	_____
-----	-----	-----	-----
_____	_____	_____	_____

10) necessary

_____	_____	_____	_____
-----	-----	-----	-----
_____	_____	_____	_____



Writing Four Times

Name: **Answer Key**

11) daughter

Four sets of handwriting lines (top blue, middle dashed red, bottom blue) for the word "daughter".

12) through

Four sets of handwriting lines (top blue, middle dashed red, bottom blue) for the word "through".

13) piece

Four sets of handwriting lines (top blue, middle dashed red, bottom blue) for the word "piece".

14) ceiling

Four sets of handwriting lines (top blue, middle dashed red, bottom blue) for the word "ceiling".

15) enough

Four sets of handwriting lines (top blue, middle dashed red, bottom blue) for the word "enough".

16) definitely

Four sets of handwriting lines (top blue, middle dashed red, bottom blue) for the word "definitely".

17) caught

Four sets of handwriting lines (top blue, middle dashed red, bottom blue) for the word "caught".

18) aughter

Four sets of handwriting lines (top blue, middle dashed red, bottom blue) for the word "aughter".

19) chief

Four sets of handwriting lines (top blue, middle dashed red, bottom blue) for the word "chief".

20) could

Four sets of handwriting lines (top blue, middle dashed red, bottom blue) for the word "could".