



# RADIANT HEIGHTS ACADEMY

*From Radiant Minds to Great Heights*

0416-573-529 | 0412-838-455 | [Radiantheightsacademy@gmail.com](mailto:Radiantheightsacademy@gmail.com)

Student Name: \_\_\_\_\_

## ENGLISH BOOKLET

### Level 3-4 Term 2 Week 7

#### THIS WEEK'S FOCUS

- ✓ Rising Action and Climax of Story Writing
- ✓ Understanding Grammar
- ✓ Expanding Sentences

# THE STRUCTURE OF A STORY

Make your writing exciting with **SHOW, DON'T TELL!**

STAGE	WHAT HAPPENS?	TELLING (BASIC)	SHOWING (DON'T TELL)	FEATURES (WHAT TO INCLUDE)
<b>1 INTRODUCTION</b>  Introduce the characters, setting and situation.	The beginning of the story. The reader meets the characters and learns where and when the story takes place. 	Tom went camping in the forest. 	Tom zipped up his thick blue jacket and slung his backpack over his shoulder. Tall pine trees stretched towards the sky, and the cool, fresh air smelled like wet earth and leaves. He was excited for his first camping trip. 	<ul style="list-style-type: none"> <li>• Characters</li> <li>• Setting (where, when)</li> <li>• Mood/atmosphere</li> <li>• Background information</li> <li>• Hook the reader</li> </ul> 
<b>2 PROBLEM</b>  Something goes wrong or a challenge appears.	The main problem or conflict is introduced. 	Tom got lost. 	Tom's stomach twisted with fear when he looked around and realised the campsite had disappeared behind a thick wall of fog. Every tree looked the same. He had no idea which way to go. 	<ul style="list-style-type: none"> <li>• Introduce the conflict</li> <li>• Problem is clear</li> <li>• Creates curiosity</li> <li>• Move the story forward</li> </ul> 
<b>3 RISING ACTION</b>  The excitement builds. The character tries to solve the problem.	Events happen that make the problem bigger or harder. The tension builds. 	Tom searched for the campsite. 	Tom pushed through thick bushes that scratched his arms. He shone his flashlight left and right, calling out into the darkness. Strange noises echoed around him, making his heart beat faster and faster.	<ul style="list-style-type: none"> <li>• Tension builds</li> <li>• Obstacles or challenges</li> <li>• Character tries to solve the problem</li> <li>• Keeps the reader interested</li> </ul> 
<b>4 CLIMAX</b>  The most exciting or dangerous moment. The turning point!	The biggest challenge or most intense moment. 	Tom found a bear.	Suddenly, a huge shadow stepped out from behind the trees. A giant brown bear stared at him with dark eyes and let out a loud growl. Tom froze, his mouth dry and his heart pounding.	<ul style="list-style-type: none"> <li>• Most exciting part</li> <li>• Turning point</li> <li>• High tension</li> <li>• Changes the direction of the story</li> </ul> 
<b>5 FALLING ACTION</b>  The problem begins to get solved. Excitement starts to calm down.	Events that lead to the solution. The problem starts to improve. 	Tom escaped safely.	Tom slowly backed away, keeping his eyes on the bear. Then, when it turned away, he sprinted as fast as he could, dodging branches until the warm glow of his campfire came into view.	<ul style="list-style-type: none"> <li>• Problem starts to resolve</li> <li>• Tension decreases</li> <li>• Character takes action</li> <li>• Leads to the ending</li> </ul> 
<b>6 CONCLUSION</b>  The story ends. The reader learns what happens in the end.	The ending. The problem is solved and the story comes to a close. 	Tom got home safely.	As Tom sat beside the warm fire, he looked up at the stars twinkling above the trees. He felt proud of himself and knew he would always be more careful on his next adventure.	<ul style="list-style-type: none"> <li>• Wrap up the story</li> <li>• Show the result</li> <li>• How the character feels now</li> <li>• Leave the reader satisfied</li> </ul> 

## SHOW, DON'T TELL - EXAMPLES

### TELLING

He was scared. →  
 It was cold. →  
 She was happy. →  
 He was tired. →  
 The dog was angry. →

### SHOWING (DON'T TELL)

His hands shook and his heart pounded.  
 The icy wind bit his cheeks.  
 She jumped up and down with a huge smile.  
 His eyes were heavy and he yawned constantly.  
 The dog growled, showing its sharp teeth.

## TIPS FOR GREAT STORIES



Use strong verbs.



Use interesting adjectives.



Use your five senses.



Show feelings, don't tell.



Plan your story with a clear structure.



Practice makes perfect! Keep writing, keep improving and let your imagination run wild!



# THE BUILDING BLOCKS OF A SENTENCE

## NOUNS

A naming word.  
It names a person,  
place, animal or thing:



### Examples:

- boy • teacher • dog
- city • park • pencil
- castle • book • chair

## TYPES OF NOUNS

**Common Nouns**  
name any person,  
place, animal or thing.



### Examples:

- girl • school • cat • tree
- car • shirt • river • phone

**Proper Nouns**  
name a special person,  
place or thing.



### Examples:

- Sarah • Australia • Sydney
- Harry • Christmas • Monday

## VERBS

A doing or  
action word.



### Examples:

- run • jump • play • eat
- write • sing • build • swim
- read • laugh • dance • talk

## ADJECTIVES

A word that  
describes a noun.



### Examples:

- small • big • happy • bright
- fluffy • tall • old • colourful
- noisy • kind • beautiful • soft

## ADVERBS

A word that describes  
a verb. It tells us  
how, when or where.



### Examples:

- quickly • slowly • carefully
- quietly • happily • loudly
- yesterday • today • outside
- here • there • always

## PRONOUNS

A word that takes the  
place of a noun.



### Examples:

- I • you • he • she • it
- we • they • him • her • them
- us • my • his • their • our

## CONJUNCTIONS

A word that joins words  
or sentences together.



### Examples:

- and • but • or • so • yet
- because • when • while • if
- since • although • unless

## PREPOSITIONS

A word that shows  
the position or place  
of something.



### Examples:

- in • on • under • over • beside
- next to • behind • between
- in front of • above • below

## INTERJECTIONS

A word that shows  
strong feeling or  
emotion.




### Examples:

- Wow! • Ouch! • Yay!
- Oh no! • Hooray! • Yikes!
- Oh! • Great! • Help!

## ARTICLES

Small words that come  
before a noun. The most  
common articles are  
'a', 'an' and 'the'.



### Examples:

- a • an • the

**Sentences:** a cat an apple the sun

## FULL STOP

Used at the end of  
a telling sentence.



### Examples:

- I like ice cream.
- We went to the park.
- The dog is sleeping.

## QUESTION MARK

Used at the end of  
a question.



### Examples:

- Are you coming?
- What time is it?
- Can you help me?

## EXCLAMATION MARK

Used to show strong  
feeling or surprise.



### Examples:

- That was amazing!
- Watch out!
- Hooray, we did it!

## COMMA

Used to separate items in  
a list or extra information.



### Examples:

- I have a pencil, a pen, and an eraser.
- After lunch, we played outside.

## QUOTATION MARKS

Used to show the exact  
words someone says.



### Examples:

- "I can do it!" she said.
- Dad asked, "What are you doing?"

# CREATIVE WRITING NOTES

## RISING ACTION & CLIMAX



### RISING ACTION

The problem gets worse and suspense builds.



- ✓ The character faces danger or challenges.
- ✓ The reader starts wondering what will happen next.



### CLIMAX

The most exciting part of the story where the character takes action.

- ✓ The biggest problem happens.
- ✓ The problem is faced or solved.



## TIPS FOR A-GRADE WRITING

### 1. USE STRONG VERBS

Instead of:

went ran said

Try:

sprinted crashed shouted trembled

### 2. SHOW EMOTIONS

✗ "He was scared."



✓ "His hands shook as his heart pounded."



### 3. BUILD SUSPENSE

- Make the danger slowly grow bigger.
- Keep the reader excited.
- Do not solve the problem too quickly!



## A-GRADE EXAMPLE



Story Prompt: Luca explored the abandoned train station during a storm when he suddenly heard loud footsteps echoing through the tunnel.



### RISING ACTION

Luca **froze** as the footsteps grew **louder and louder**. Rain **hammered** against the broken roof while icy wind **rushed** through the dark tunnel. His flashlight **flickered** wildly as shadows **danced** across the walls. Suddenly, a tall figure **appeared** at the end of the station and began **moving** towards him.



### CLIMAX

Panicking, Luca **sprinted** down the slippery platform as the mysterious figure **chased** after him. His heart **pounded** violently while thunder **crashed** overhead. Just before the figure could grab him, Luca **spotted** an open maintenance door and **dove** inside, **slamming** it shut behind him with a loud bang.



### COMMON MISTAKES TO AVOID

✗ Solving the problem too quickly

✗ Repeating the same idea

✗ Forgetting to build suspense

✗ Using weak words too often

✗ Making the climax boring or too short



## 🌲 Adventure Story Writing Task ✨

### Story Prompt 📖

It was the first day of the school camping trip when Maya noticed something strange in the forest. Hidden behind an old tree was a glowing wooden box covered in mysterious symbols. When she carefully opened it, a tiny map floated into the air before disappearing deep into the woods.

Suddenly, the sky darkened and the wind began to howl. Maya heard a loud crack behind her. A huge tree branch had fallen, blocking the path back to camp. Now she must find another way through the forest before nightfall. 🌧️ 🌲

### Your Task 📝

Write the **rising action** and the **climax** of the story.

Think about:

- What obstacles or dangers does Maya face?
- How does the tension build?
- What exciting moment happens at the climax?

### Your Turn — Rising Action ⚡





### Climax 🔥

## Adventure Story Writing Task

### Story Prompt

Leo and his friends were exploring the beach after a huge storm when they discovered an old glass bottle buried in the sand. Inside was a faded note that read:

**“Do not enter the cave after sunset.”**

Just as they finished reading, they noticed fresh footprints leading toward a dark cave near the cliffs. Suddenly, the tide began rising quickly, cutting off the path back home.  

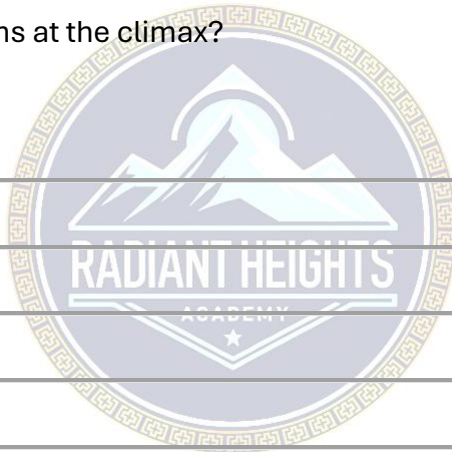
### Your Task

Write the **rising action** and the **climax** of the story.

Think about:

- What dangers wait inside the cave?
- What strange things do the characters discover?
- What exciting event happens at the climax?

### Your Turn — Rising Action





### Climax

## **Mystery Adventure Writing Task** ✨

### **Story Prompt** 📖

Ava was travelling on an old steam train with her grandfather when the lights suddenly flickered off. When they turned back on, a shiny black suitcase had appeared in the middle of the carriage.

No one knew who it belonged to.

Then the train screeched to a stop in the middle of nowhere. Outside, thick fog covered everything, and a strange shadow moved beside the tracks.  

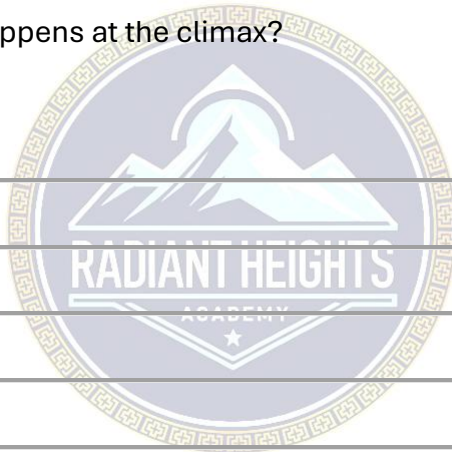
### **Your Task** 📝

Write the **rising action** and the **climax** of the story.

Think about:

- What is inside the suitcase?
- Who could the shadow belong to?
- What dramatic moment happens at the climax?

### **Your Turn — Rising Action** ⚡



### **Climax** 🔥

## Fantasy Adventure Writing Task ✨

### Story Prompt 📖

While cleaning the attic, Noah found a tiny golden key hidden inside an old book. The moment he touched it, a secret door appeared in the wall.

Behind the door was a glowing staircase leading underground. At the bottom stood a sleeping dragon curled around a pile of treasure. But suddenly, one of the coins slipped from Noah's pocket and clinked loudly on the floor. 🐉 ✨

The dragon's eyes slowly opened.

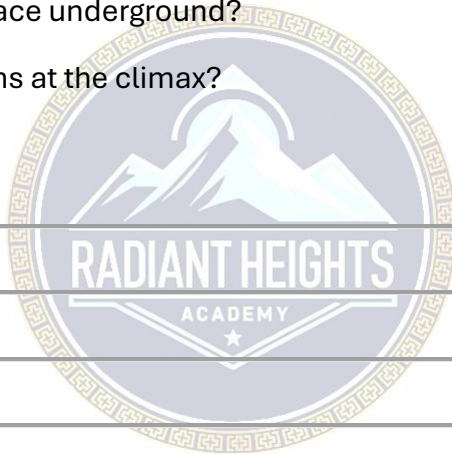
### Your Task 🍷

Write the **rising action** and the **climax** of the story.

Think about:

- How does Noah escape the dragon?
- What challenges does he face underground?
- What thrilling event happens at the climax?

### Your Turn — Rising Action ⚡



### Climax 🔥

## Space Adventure Writing Task

### Story Prompt

Sophie was on a school trip to the space museum when she accidentally pressed a glowing red button inside an old spaceship display.

Without warning, the doors slammed shut and the spaceship blasted into the sky. Soon, flashing warning lights filled the control room.

**“Fuel levels critical.”**  

Outside the window, Sophie could see a strange planet getting closer and closer.

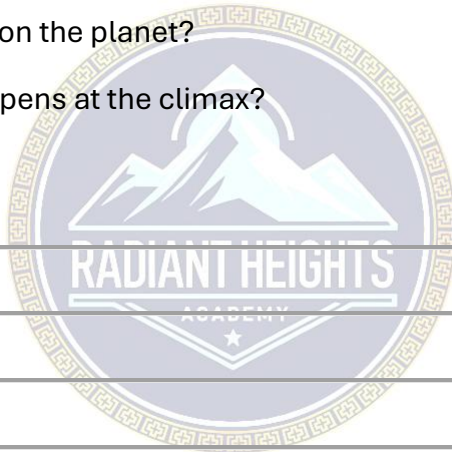
### Your Task

Write the **rising action** and the **climax** of the story.

Think about:

- What problems happen inside the spaceship?
- Does Sophie meet anyone on the planet?
- What exciting moment happens at the climax?

### Your Turn — Rising Action



---

---

---

---

---

---

---

---

---

---

### Climax

---

---

---

---

---

---

---


---


 **Grammar Fix-Up – Page 1**

**Capital Letters & Full Stops** 

 **Fix each sentence:**

Add capital letters and full stops.


 Then expand the sentence with more detail!

1.  jack played soccer at the park with his friend liam

---

---

---

2.  on friday mia visited the perth zoo with her class

---

---

---

3.  sam found a tiny crab near the beach

---

---


---

4.  the dog chased a red ball across the backyard

---

---


---

5.  mrs brown baked cupcakes for the school fair

---

---

---

6.  ethan rode his bike to school early this morning



---

---

---





 **Grammar Fix-Up – Page 2**

**Commas, Question Marks & Exclamation Marks**  

 **Fix each sentence:**

Add commas, question marks, and exclamation marks.


 Then expand the sentence!

1.  wow that roller coaster was fast

---

---


---

2.  did you pack your hat towel and lunch

---

---

---

3.  oh no the cat climbed onto the roof

---

---


---

4.  can we visit sydney melbourne and brisbane next year

---

---


---

5.  help my ice cream fell onto the ground

---

---

---

6.  wait did you buy balloons cake and candles for the party

---

---

---



 **Grammar Fix-Up – Page 3**

**Quotation Marks & Speech** 

 **Fix each sentence:**

Add quotation marks, capital letters, and punctuation.


★ Then expand the sentence!

1.  where are my shoes asked ben

---

---


---

2.  i found the treasure shouted lily excitedly

---

---


---

3.  can you help me carry these books asked mum

---

---


---

4.  watch out yelled max as the ball flew past

---

---


---

5.  this cake tastes amazing said grandma

---

---

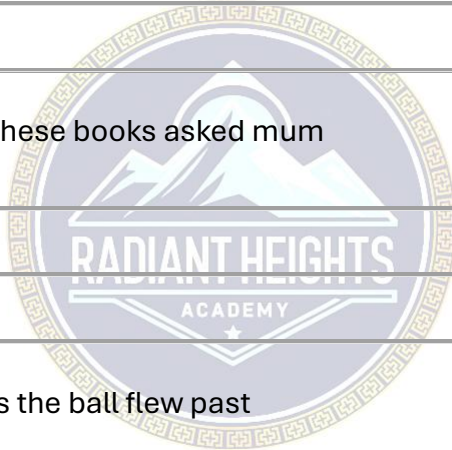
---

6.  i think the dog is hiding under the table whispered olivia

---

---

---





 **Grammar Fix-Up – Page 4**

**Capital Letters, Proper Nouns & Full Stops** 

 **Fix each sentence:**

Add capital letters and full stops.


 Then expand the sentence!

1.  ethan goes to riverdale primary school in perth

---

---


---

2.  uncle james visited australia from england last summer

---

---


---

3.  on monday we travelled to fremantle by train

---

---


---

4.  emily saw a sleepy koala at caversham wildlife park

---

---

---

5.  in december my family goes camping near margaret river

---

---


---

6.  captain oliver sailed across the indian ocean

---

---

---




 **Grammar Fix-Up – Page 5**

**Conjunctions & Sentence Joining** 

 **Fix each sentence:**

Add punctuation and a conjunction.


★ Then expand the sentence!

1.  jack was tired he still walked the dog

---

---


---

2.  it started raining we ran inside quickly

---

---

---


3.  ava baked cookies she forgot the sugar



---

---

---

4.  liam practised soccer every day he wanted to improve

---

---

---

5.  mia rode carefully the road was slippery

---

---

---

6.  sophie finished her homework she read a book afterwards

---

---


---


 **Grammar Fix-Up – Page 6**

**Mixed Punctuation Challenge** 

 **Fix each sentence:**

Add all missing punctuation and capital letters.


 Then expand the sentence!

1.  wow did you see that giant dinosaur at the museum

---

---


---

2.  watch out shouted ethan as the rocket launched

---

---


---

3.  on saturday lily sam and cooper visited the aquarium

---

---


---

4.  can we buy popcorn drinks and chocolate before the movie

---

---


---

5.  the snake slithered quietly through the tall grass

---

---


---

6.  i cant believe we won the basketball game yelled noah

---

---

---




 **Grammar Fix-Up – Page 7**

**Adventure Theme** 

 **Fix each sentence:**

Add missing punctuation and capital letters.

★ Then expand the sentence!

1.  jack and olivia followed the old map through the forest

---

---


---

2.  did you hear that strange noise whispered max

---

---

---

3.  wow this campsite looks amazing shouted ethan

---

---


---

4.  lily carried a torch compass and backpack into the cave

---

---


---

5.  the waves crashed loudly against the rocks near the island

---

---

---

6.  we finally found the hidden treasure yelled cooper

---

---

---





 **Grammar Fix-Up – Page 8**

**Super Grammar Challenge**  

 **Fix each sentence:**

Add all missing punctuation, quotation marks, and capital letters.


 Then expand the sentence!

1.  this is the best day ever shouted mia

---

---


---

2.  where did rocky hide the ball asked ben

---

---


---

3.  on friday sam olivia and max ate pizza at the beach

---

---


---

4.  hurry up yelled ethan the race is starting

---

---


---

5.  can you see the lion tiger and elephant at the zoo

---

---

---

6.  wow i cant believe i won the competition exclaimed ava

---

---

---





Write each word 4 times (twice lowercase, twice UPPERCASE).

face  
space  
choice  
fence  
balance

nice  
grace  
voice  
since  
advance

place  
price  
chance  
prince  
surface

trace  
twice  
dance  
science  
practice

1) choice

Handwriting lines for the word 'choice' (four sets of blue top and bottom lines with a red dashed middle line).

2) balance

Handwriting lines for the word 'balance' (four sets of blue top and bottom lines with a red dashed middle line).

3) practice

Handwriting lines for the word 'practice' (four sets of blue top and bottom lines with a red dashed middle line).

4) price

Handwriting lines for the word 'price' (four sets of blue top and bottom lines with a red dashed middle line).

5) fence

Handwriting lines for the word 'fence' (four sets of blue top and bottom lines with a red dashed middle line).

6) surface

Handwriting lines for the word 'surface' (four sets of blue top and bottom lines with a red dashed middle line).

7) science

Handwriting lines for the word 'science' (four sets of blue top and bottom lines with a red dashed middle line).

8) space

Handwriting lines for the word 'space' (four sets of blue top and bottom lines with a red dashed middle line).

9) prince

Handwriting lines for the word 'prince' (four sets of blue top and bottom lines with a red dashed middle line).

10) twice

Handwriting lines for the word 'twice' (four sets of blue top and bottom lines with a red dashed middle line).



# Writing Four Times

Name: \_\_\_\_\_

11) dance

\_\_\_\_\_

\_\_\_\_\_

\_\_\_\_\_

12) nice

\_\_\_\_\_

\_\_\_\_\_

\_\_\_\_\_

13) grace

\_\_\_\_\_

\_\_\_\_\_

\_\_\_\_\_

14) face

\_\_\_\_\_

\_\_\_\_\_

\_\_\_\_\_

15) trace

\_\_\_\_\_

\_\_\_\_\_

\_\_\_\_\_

16) chance

\_\_\_\_\_

\_\_\_\_\_

\_\_\_\_\_

17) since

\_\_\_\_\_

\_\_\_\_\_

\_\_\_\_\_

18) advance

\_\_\_\_\_

\_\_\_\_\_

\_\_\_\_\_

19) voice

\_\_\_\_\_

\_\_\_\_\_

\_\_\_\_\_

20) place

\_\_\_\_\_

\_\_\_\_\_

\_\_\_\_\_



Write each word 4 times (twice lowercase, twice UPPERCASE).

face  
space  
choice  
fence  
balance

nice  
grace  
voice  
since  
advance

place  
price  
chance  
prince  
surface

trace  
twice  
dance  
science  
practice

1) choice

Handwriting practice lines for 'choice' (four sets of blue top and bottom lines with a red dashed middle line).

2) balance

Handwriting practice lines for 'balance' (four sets of blue top and bottom lines with a red dashed middle line).

3) practice

Handwriting practice lines for 'practice' (four sets of blue top and bottom lines with a red dashed middle line).

4) price

Handwriting practice lines for 'price' (four sets of blue top and bottom lines with a red dashed middle line).

5) fence

Handwriting practice lines for 'fence' (four sets of blue top and bottom lines with a red dashed middle line).

6) surface

Handwriting practice lines for 'surface' (four sets of blue top and bottom lines with a red dashed middle line).

7) science

Handwriting practice lines for 'science' (four sets of blue top and bottom lines with a red dashed middle line).

8) space

Handwriting practice lines for 'space' (four sets of blue top and bottom lines with a red dashed middle line).

9) prince

Handwriting practice lines for 'prince' (four sets of blue top and bottom lines with a red dashed middle line).

10) twice

Handwriting practice lines for 'twice' (four sets of blue top and bottom lines with a red dashed middle line).